

HI-BEAM

LED

Dynamic Lighting



Registered design

+ Design & Ergonomie

The HI-BEAM bed head unit features an innovative aesthetic design. Its curved shape is unique in the market.

+ LED

LED sources of HI-BEAM bed head unit provide excellent energy performance.

+ Medical gas casing

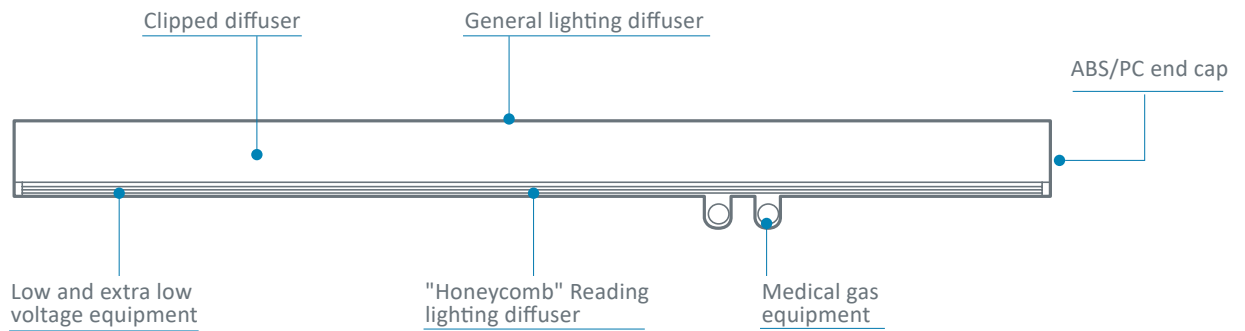
Gas casing are available with or without cap. They are perfectly integrated into the design of the bed head unit, with easy access for the care team.



TECHNICAL FEATURES

The HI-BEAM is a customizable product offering an innovative, ultra-modern design. With its unique shape, it blends perfectly into normal care rooms.

Front view



Cross-section



Colours

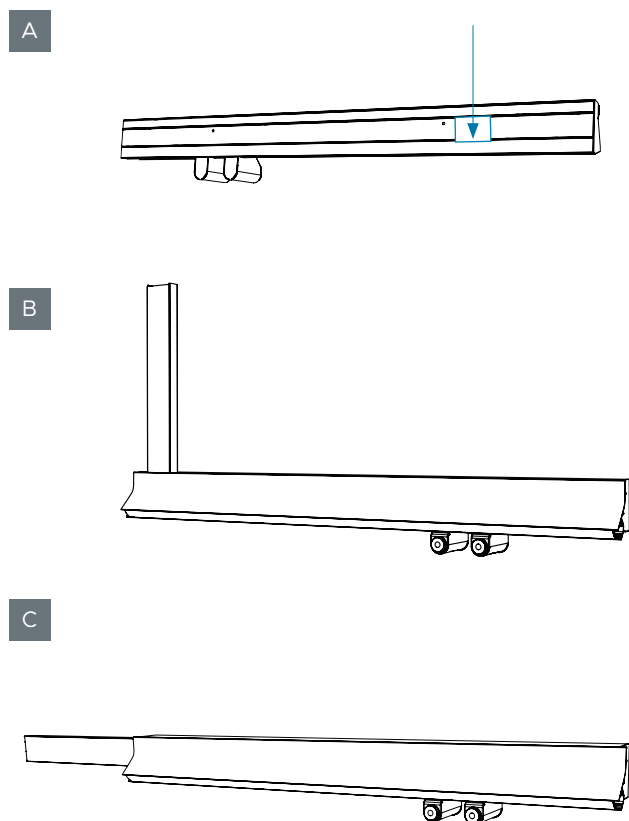
	White RAL 9016	Grey RAL 7035	Grey RAL 7004	Grey RAL 9006	Black RAL 7022	Bronze
Aluminum profile	●			●		●
Medical gas casing	●		●		●	
Caps	●		●			
End caps	●	●			●	

The HI-BEAM is a custom product offering an innovative, ultra-modern design. With its unique shape, it blends perfectly into normal care rooms.

Power supply

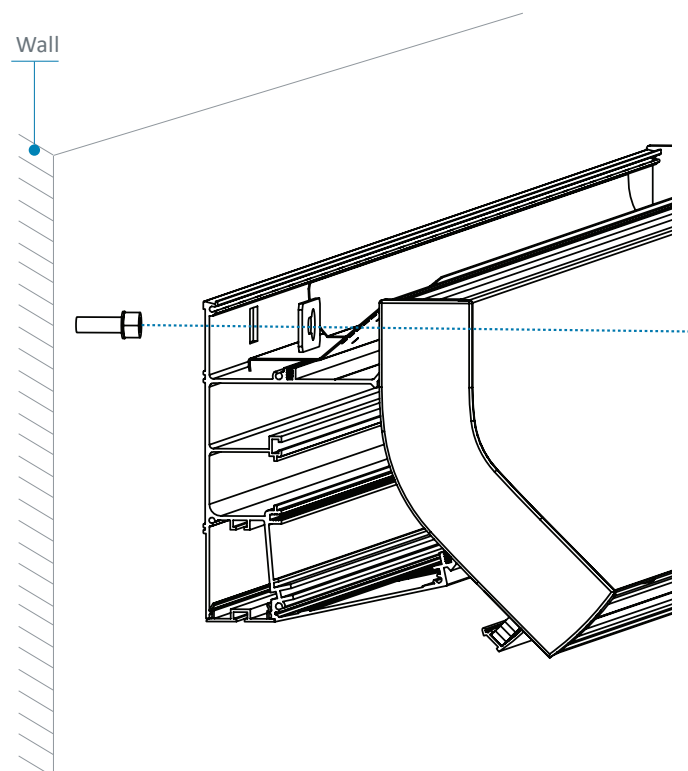
HI-BEAM is designed to be fed:

- From behind, via a cut-out at the back of the bed head unit (A)
- From the ceiling, by a riser (B)
- From the side (C)



Installation

The HI-BEAM is quick and easy to install thanks to its screw-mounting system via the back of the bed head unit.




Electrical equipment integration

The waterjet cutting of the HI-BEAM's cover enables exact and customized cutting. It can integrate all forms of outlets. Flush mounting of electrical equipment enables easier cleaning and disinfection of the product.



Medical gas casing

The ABS / PC medical gas casings, available with flap (A) or without flap (B), enable the integration of all gas outlet types (e.g.: AFNOR, DIN, BS, etc.).

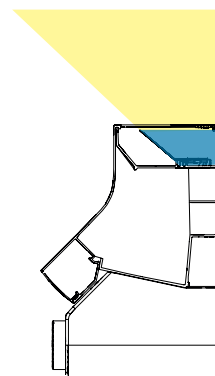


CONTROLLED LIGHTING

The HI-BEAM bed head unit incorporates anti-glare reading lighting with honeycomb diffuser. The quality of the light promotes the comfort and well-being of patients and healthcare professionals.

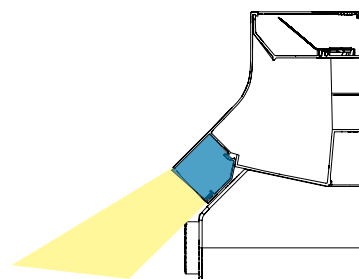
General lighting

- Extruded clear anti-UV treated polycarbonate diffuser with asymmetric grooves
- MIRO 20 SILVER® aluminum reflector



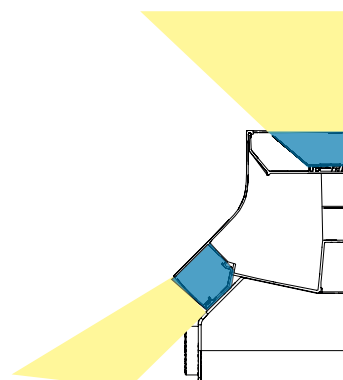
Reading lighting

- Extruded opal anti-UV treated polycarbonate diffuser with asymmetric grooves
- MIRO 20 SILVER® aluminum reflector



Caring lighting

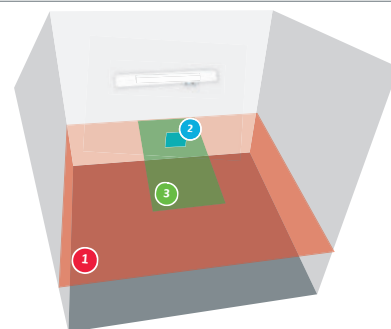
Caring lighting combines direct (reading) lighting with indirect (general) lighting.



EFFICIENT LIGHTING

Lighting study

- Standard room
- Dimensions of the room: 3 m x 3 m, ceiling clearance 2.5 m
- Reflection coefficients: ceiling 7, walls 5, and floor 3
- Coefficient of depreciation 0.83



LED	General lighting Virtual general lighting plane of a surface equal to the one of the room, located 0.85 m above the floor (3 m x 3 m for a single room).	Reading lighting Virtual reading plane 0.3 m x 0.3 m inclined at 75° located 1.1 m from the floor and 1 m from the wall where the unit is located.	Caring lighting Virtual examination plane 2 m x 0.9 m located 0.85 m from the floor, centred in width and 0.1 m from the wall.
	4 ft module 	2 ft module 	General and reading lighting combined
Consumption	42,2 W	19,8 W	62 W
Average lighting	162 lx	320 lx	334 lx

Lighting power

Lighting	Modules power	Types of sources	Color temperature	Luminous Flux ⁽¹⁾	Consumption	System Efficiency	Driver(s)
General lighting	35,9 W (4 Ft)	LED	3000 K 4000 K	5965 lm	42,2 W	141,4 lm/W	Fixed / DALI
General lighting (Dynamic lighting)	47,2 W (4 Ft)	LED	2700 K to 6500 K	6200 lm	54 W	114,8 lm/W	DALI
Reading lighting	16,1 W (2 Ft)	LED	3000 K 4000 K	2716 lm	19,8 W	137,3 lm/W	Fixed / DALI
Night light	1 x 3,1 W	LED	3000 K	335 lm	4,9 W	68,1 lm/W	Fixed

⁽¹⁾ All the luminous flux indicated in the brochure are based on the flux of the LED modules also known as system flux.

Luminaire output flux = (Module flux) x (optical efficiency), the optical efficiency of the luminaire is indicated in the Eulumdat file (LDT line 23) available for download on our website or on request.



Dynamic Lighting



The HI-BEAM bed head unit is available with dynamic lighting.
For more information, please read the dedicated brochure.

Norms & certifications

- EN ISO 9001 and EN ISO 13485: Quality management systems
- CE Medical Devices Marking according to 93/42/EEC Directive
- EN ISO 11197: Medical supply units
- EN ISO 7396-1: Medical gas pipeline systems - Part 1
- European rules for caring centers lighting

Bed head units, Wall lighting units, Ceiling pendants, Suspended Beams & Columns,
Special care bed head units, Sealed lightings, Medical gas monitoring & Biomedical Accessories

