



### + Design & Ergonomics

FLUIDYS equipment and accessories are within easy reach for users. Its smooth surfaces and soft shapes make it easy to clean and disinfect.

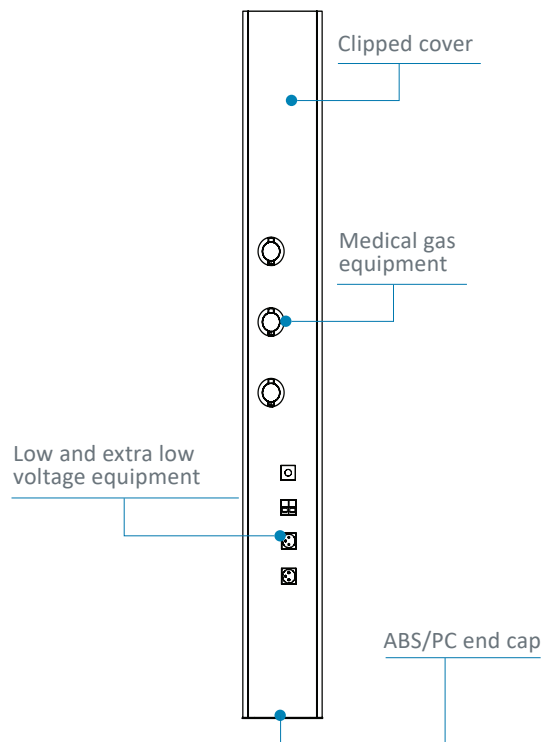
### + Medical gas casing

These easy-clean panels provide protection.

They are securely fastened to the cover, for easy installation and maintenance.

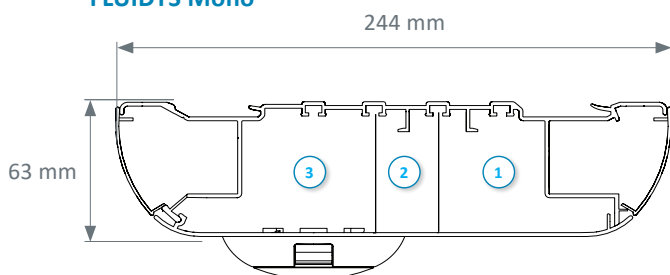


## Front view

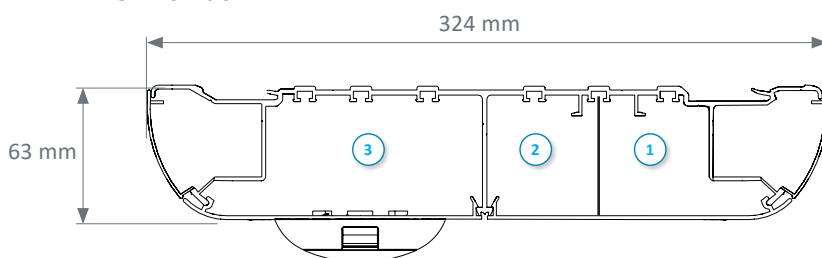


## Cross-section

### FLUIDYS Mono



### FLUIDYS Duo



- ① Extra low voltage compartment
- ② Low voltage compartment
- ③ Medical gas compartment

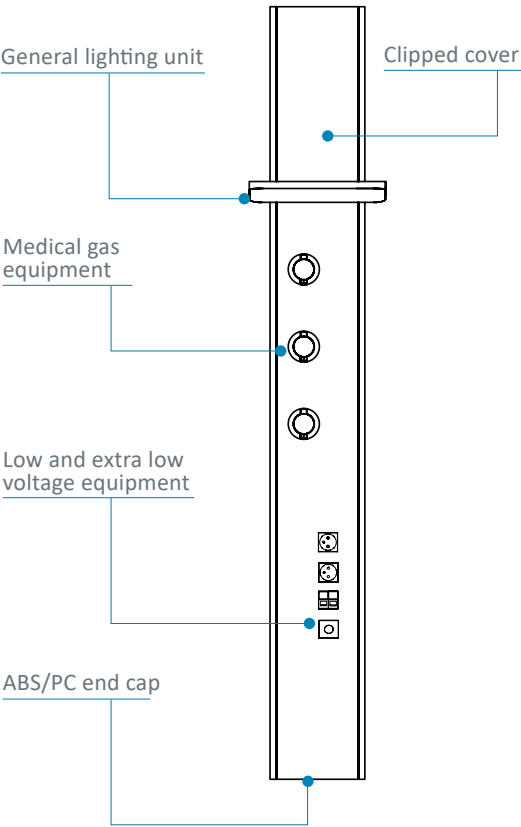
## Colours

	White RAL 9016	Grey RAL 7040	Grey RAL 9006
Aluminum profile	●		●
Medical gas casing	●	●	
End caps	●	●	

# AS OPTION: VERTICAL BED HEAD UNIT WITH LUMIA LIGHTING UNIT

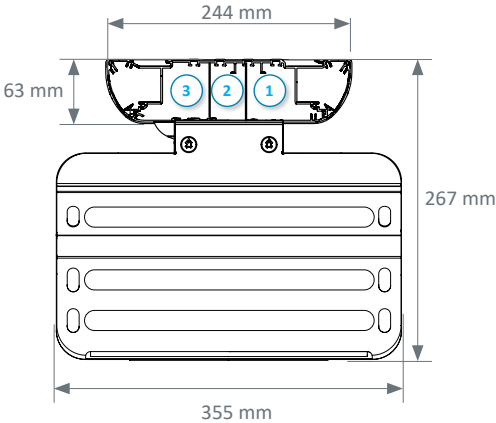
The FLUIDYS bed head unit with LUMIA lighting unit offers many possible options for integrating electrical and medical gas equipment. It provides efficient, high-quality indirect lighting to contribute to the well-being of care teams and patients. LUMIA lighting unit is equipped with a clear glass diffuser with an aluminum reflector.

## Front view

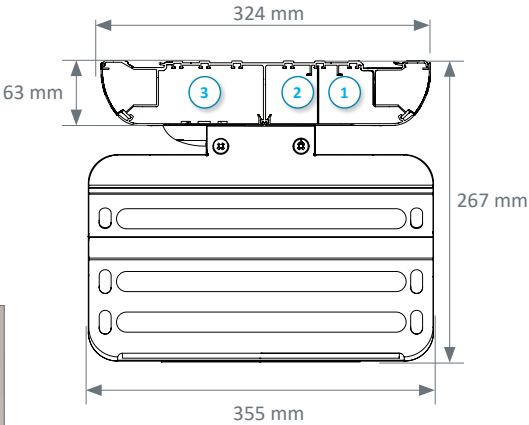


## Cross-section

### LUMIA Mono lighting unit



### LUMIA Duo lighting unit



- ① Extra low voltage compartment
- ② Low voltage compartment
- ③ Medical gas compartment

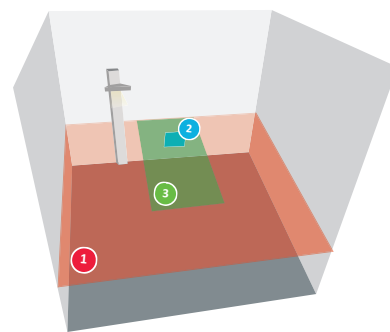
## Colours

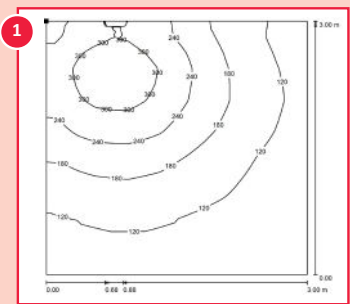
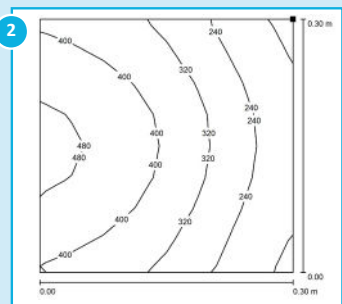
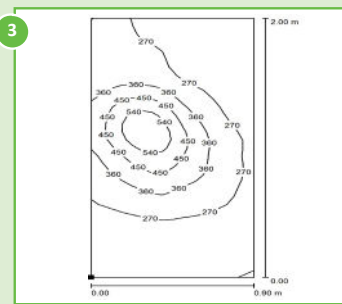
	White RAL 9016	Grey RAL 9006
Lighting unit	●	●

## EFFICIENT LIGHTING

### Lighting study for FLUIDYS bed head unit with LUMIA lighting unit

- Standard room
- Dimensions of the room: 3 m x 3 m, ceiling clearance 2.5 m
- Reflection coefficients: ceiling 7, walls 5, and floor 3
- Coefficient of depreciation 0.83



	<b>General lighting</b> Virtual general lighting plane of a surface equal to the one of the room, located 0.85 m above the floor (3 m x 3 m for a single room).	<b>Reading lighting</b> Virtual reading plane 0.3 m x 0.3 m inclined at 75° located 1.1 m from the floor and 1 m from the wall where the light fitting is mounted.	<b>Caring lighting</b> Virtual examination plane 2 m x 0.9 m located 0.85 m from the floor, centred in width and 0.1 m from the wall.
LED	<b>3 ft module</b> 	<b>1 ft module</b> 	<b>General and reading lighting combined</b> 
Consumption	37,6 W	4,9 W	42,5 W
Average lighting	149 lx	339 lx	304 lx

### Lighting power

Lighting	Modules power	Types of sources	Color Temperature	Luminous Flux <sup>(1)</sup>	Consumption	System Efficiency	Driver(s)
General lighting	32,3 W (3 Ft)	LED	3000 K 4000 K	5531 lm	37,6 W	147,3 lm/W	Fixed / DALI
Reading lighting	3,1 W (1 Ft)	LED	4000 K	335 lm	4,9 W	68,1 lm/W	Fixed

<sup>(1)</sup> All the luminous flux indicated in the brochure are based on the flux of the LED modules also known as system flux.

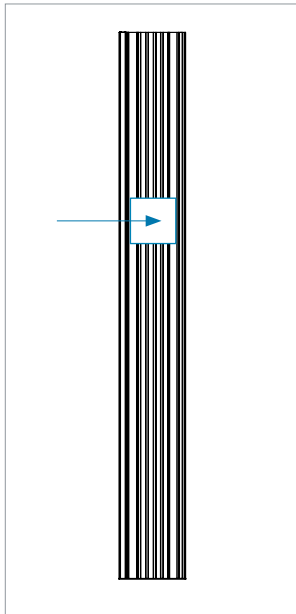
Luminaire output flux = (Module flux) x (optical efficiency), the optical efficiency of the luminaire is indicated in the Eulumdat file (LDT line 23) available for download on our website or on request.

The FLUIDYS bed head unit offers many possible options for integrating electrical and medical gas equipment.

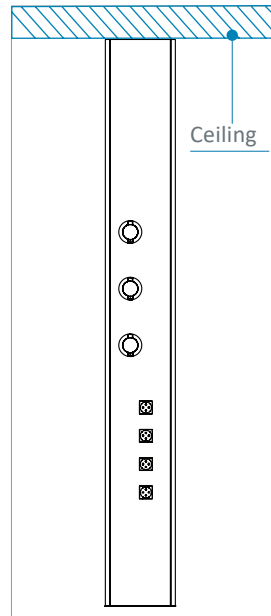
## Power supply

FLUIDYS is designed to be fed:

From behind, via a cut-out at the back of the bed head unit



From the ceiling



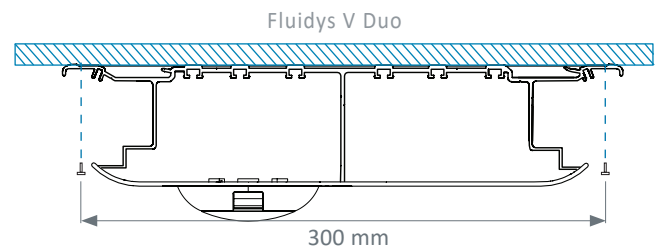
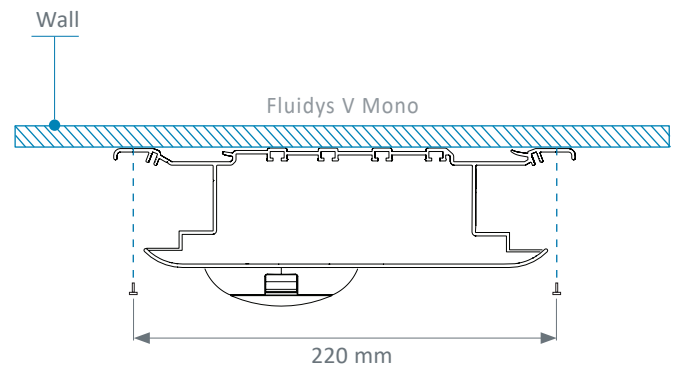
## Electrical equipment integration

The waterjet cutting of the FLUIDYS cover enables exact and customized cutting. It can integrate all forms of outlets. Flush mounting of electrical equipment enables easier cleaning



## Installation

The FLUIDYS is quick and easy to install thanks to its screw-mounting system via the back of the bed head unit.



## Integration of medical gas

For AFNOR gas outlets, ABS/PC medical gas casings are available with flap. For any other outlet standard (BS, DIN, etc.), there are no medical gas casings.



### Equipment

The bed head unit can be equipped with an optional 25 x 10 mm accessory mounting rail on the right and/or left side in order to attach biomedical accessories and/or tray(s)/ drawer(s) units. These have a loading capacity of up to 100 kg.



### Lighting

Combined with a wall-mounted lighting unit from the TLV range, it provides a comfortable, Efficient lighting solution to contribute to the well-being of patients and healthcare professionals.

It can optionally be equipped with the following:


LED night light built into the bottom fitting



A night light using one 6-W compact fluorescent tube, laterally in the lower part of the bed head unit, to the right and/or left.



Reading spotlight on a FLEX-E LIGHT flexible stem (anodised)






## Norms & certifications

- EN ISO 9001 and EN ISO 13485: Quality management systems
- CE Medical Devices Marking according to 93/42/EEC Directive
- EN ISO 11197: Medical supply units
- EN ISO 7396-1: Medical gas pipeline systems - Part 1
- European rules for caring centers lighting

Bed head units, Wall lighting units, Ceiling pendants, Suspended Beams & Columns,  
Special care bed head units, Sealed lightings, Medical gas monitoring & Biomedical Accessories



All specifications here in are provided for information purposes only and may be modified by TLV without notice. (F) - Update (JJ/MM/AA) : 02/06/2022