

COCOON

LED

Dynamic Lighting



Registered design

TLV Healthcare

Normal care / Vertical bed head units

+ Design & Ergonomics

The configuration of the Cocoon set apart the patient space from the medical atmosphere. The bedside table integrated to THE BED HEAD UNIT is suspended for easy floor cleaning. One ergonomic drawer is included for easy access when patient is lying down.

+ Innovation

Available in LED version, LYSA wall lighting unit has an efficient and comfortable optical system for patients and hospital staff. Integration, as option, of dynamic lighting simulating a 24 hours light cycle, will be helpful for the patient well-being.

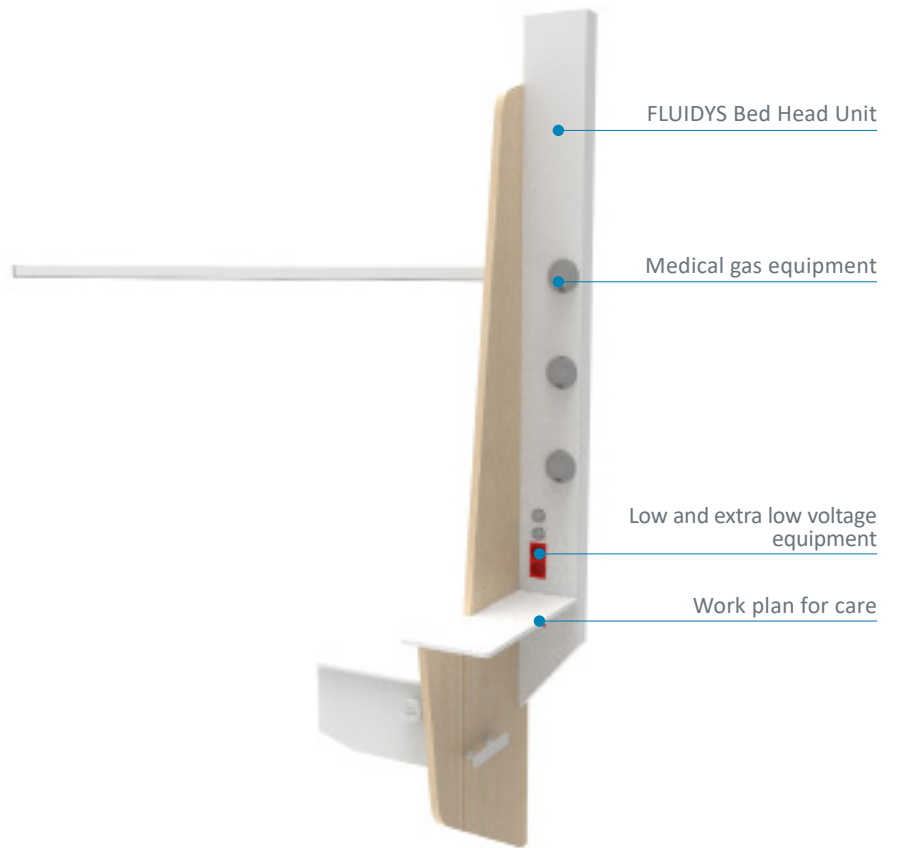


STRENGTHS


Nursing side



Accessory mounting rail (optional)




Patient side



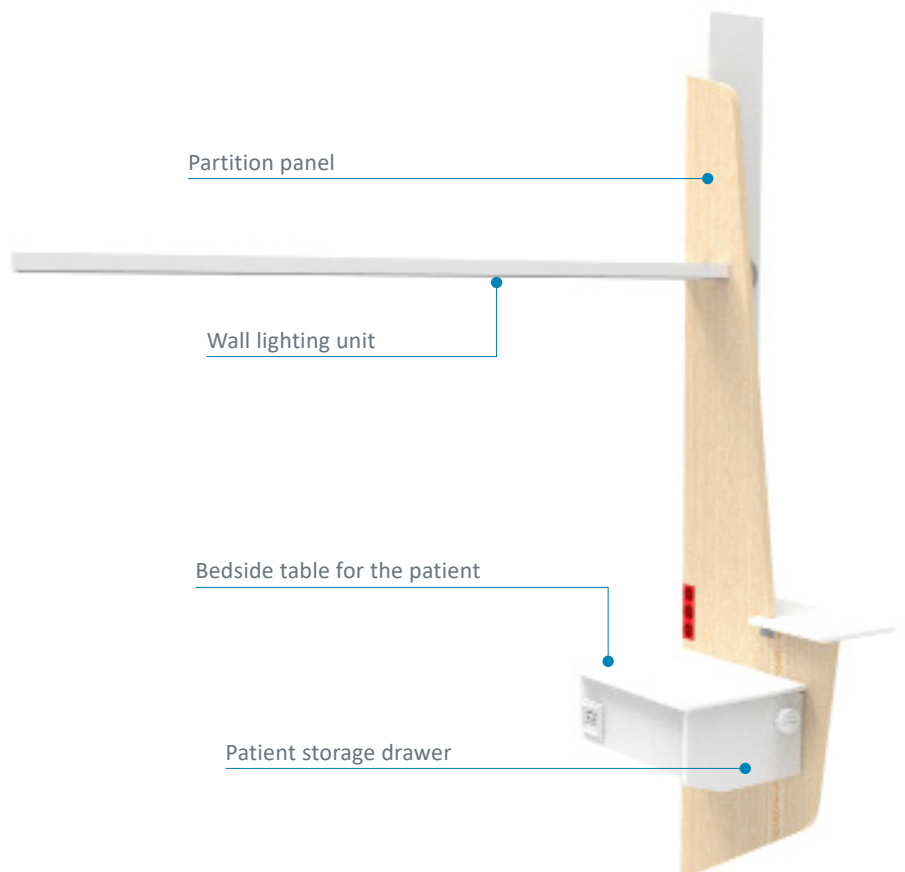
Storage drawer



Option fridge



Lock (optional)

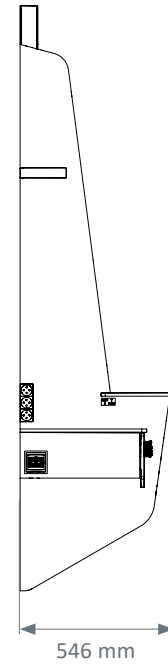
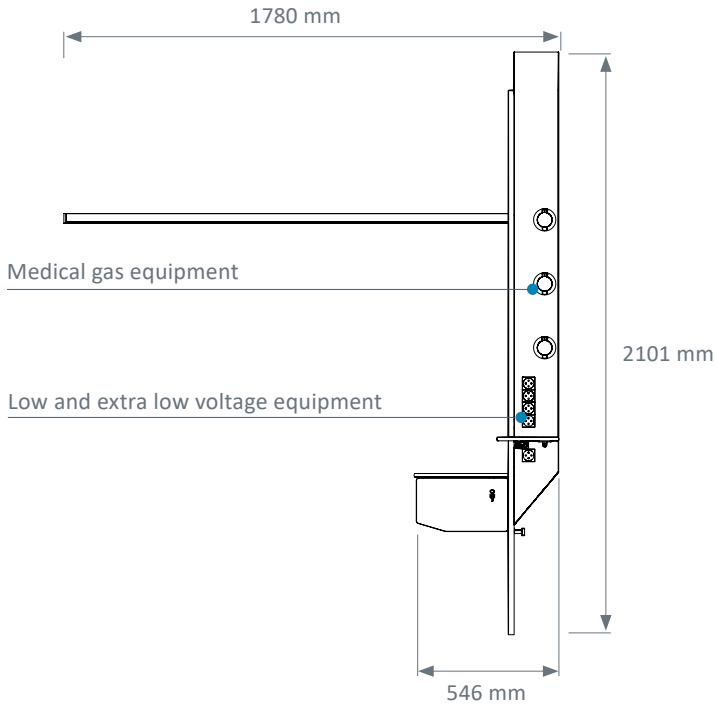


TECHNICAL FEATURES

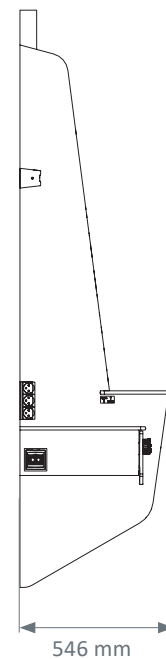
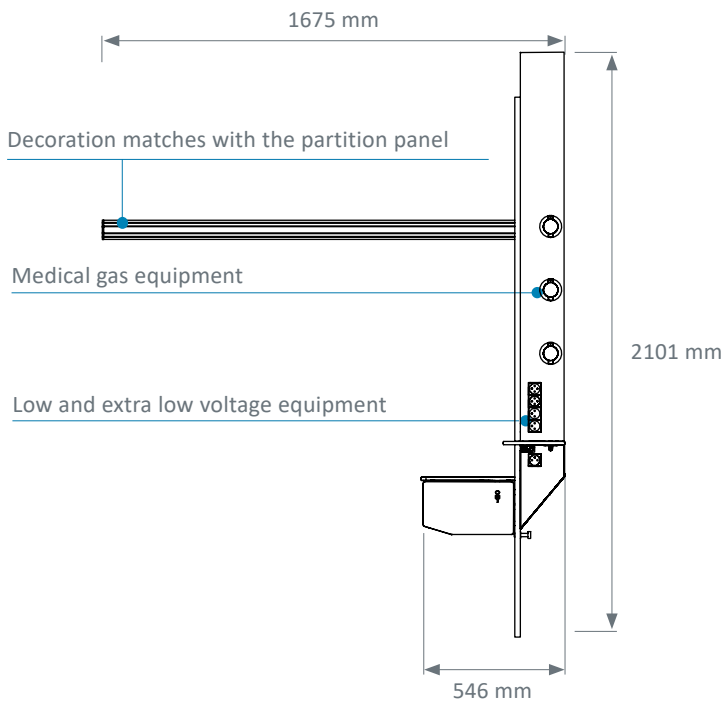
Front view

Side view

COCOON with LYSA lighting unit (standard)



COCOON with APPLIED lighting unit (variant)



Colors

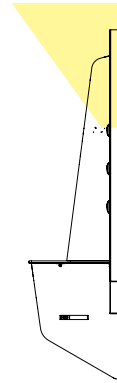
	GREY RAL 9006	GREY RAL 9007	WHITE RAL 9016
Wall lighting unit and cover	●	●	●
Aluminum profile	●		●
Panel	SEE PAGE 302 FROM CATALOGUE		

CONTROLLED LIGHTING

The COCOON concept is ideal for all type of health institution. The quality of the light promotes the comfort and well-being of patients and healthcare professionals.

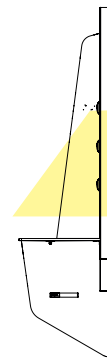
General lighting

- Clear satin-finish PMMA* diffuser with anti-UV treatment
- MIRO 20 Silver® Aluminum reflector



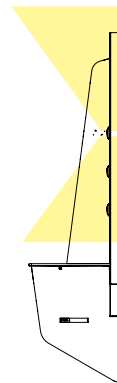
Reading lighting

- Satin-finish polycarbonate direct diffuser
- MIRO 20 Silver® Aluminum reflector



Caring lighting

Caring lighting combines direct (reading) lighting with indirect (general) lighting.

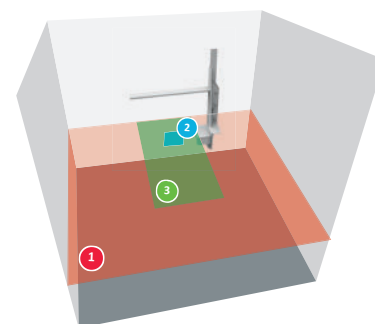


*PMMA: Polymethyl methacrylate

EFFICIENT LIGHTING

Lighting study

- Standard room
- Dimensions of the room: 3 m x 3 m, ceiling clearance 2.5 m
- Reflection coefficients: ceiling 7, walls 5, and floor 3
- Coefficient of depreciation 0.83



	General lighting Virtual general lighting plane of a surface equal to the one of the room, located 0.85 m above the floor (3 m x 3 m for a single room).	Reading lighting Virtual reading plane 0.3 m x 0.3 m inclined at 75° located 1.1 m from the floor and 1 m from the wall where the light fitting is mounted.	Caring lighting Virtual examination plane 2 m x 0.9 m located 0.85 m from the floor, centred in width and 0.1 m from the wall.
LED	3 ft module 	2 ft module 	General and reading lighting combined
Consumption	33,2 W	10,8 W	44 W
Average lighting	132 lx	348 lx	397 lx

Lighting power

COCOON with LYSA lighting unit

Lighting	Modules power	Types of sources	Color temperature	Luminous Flux ⁽¹⁾	Consumption	System Efficiency	Driver(s)
General lighting	28,7 W (3 Ft)	LED	3000 K 4000 K	5039 lm (length 1050 mm)	33,2 W	151,9 lm/W	Fixed / DALI
	35,3 W (4 Ft)	LED	3000 K 4000 K	6255 lm (length 1300 mm)	40,8 W	133,4 lm/W	Fixed / DALI
General lighting (Dynamic lighting)	38,9 W (3 Ft)	LED	2700 K to 6500 K	5000 lm	44,9 W	111,4 lm/W	DALI
	47,2 W (4 Ft)	LED	2700 K to 6500 K	6200 lm	54 W	114,8 lm/W	DALI
Reading lighting	8,9 W (2 Ft)	LED	3000 K 4000 K	1710 lm	10,8 W	158,8 lm/W	Fixed / DALI
Night light	3,1 W	LED	3000 K	292 lm	3,3 W	89,8 lm/W	Fixed

- Luminous flux maintenance factor : L80B10 to 60 000 hours
- MacAdam Ellipse: 3 SDCM
- LED sources photobiological risk : GP1

⁽¹⁾ All the luminous flux indicated in the brochure are based on the flux of the LED modules also known as system flux.

Luminaire output flux = (Module flux) x (optical efficiency), the optical efficiency of the luminaire is indicated in the Eulumdat file (LDT line 23) available for download on our website or on request.

Lighting power

COCOON with APPLIED lighting unit (option)

Lighting	Modules power	Types of sources	Color temperature	Luminous Flux ⁽¹⁾	Consumption	System Efficiency	Driver(s)
General lighting	35,97 W (5 Ft)	LED	3000 K 4000 K	6775 lm (length1600 mm)	42,97 W	158 lm/W	Fixed / DALI
Reading lighting	12,85 W (4 Ft)	LED	3000 K 4000 K	2637 lm (length1600 mm)	17,83 W	147,9 lm/W	Fixed / DALI
Night light	3,1 W	LED	3000 K	335 lm	4,9 W	68,4 lm/W	Fixed

- Luminous flux maintenance factor : L80B10 to 60 000 hours
- MacAdam Ellipse: 3 SDCM
- LED sources photobiological risk : GP1

⁽¹⁾ All the luminous flux indicated in the brochure are based on the flux of the LED modules also known as system flux.

Luminaire output flux = (Module flux) x (optical efficiency), the optical efficiency of the luminaire is indicated in the Eulumdat file (LDT line 23) available for download on our website or on request.



Dynamic Lighting



The COCOON bed head unit is available with dynamic lighting.
For more information, please read the dedicated brochure.

Norms & certifications

- EN ISO 13485: Quality management systems
- CE Medical Devices Marking according to the (EU) Rules 2017/745
- EN ISO 11197: Medical supply units
- EN ISO 7396-1: Medical gas pipeline systems - Part 1
- European rules for caring centers lighting

Bed head units, Wall lighting units, Ceiling pendants, Suspended Beams & Columns,
Special care bed head units, Sealed lightings, Medical gas monitoring & Biomedical Accessories

