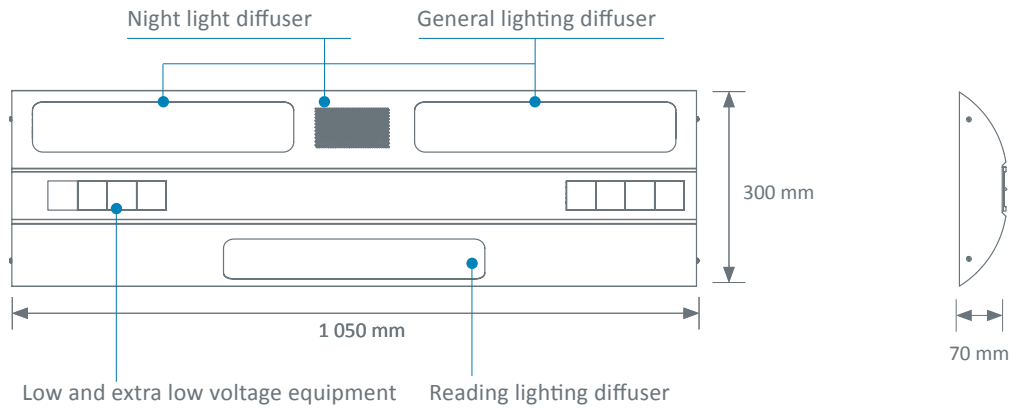


## Front view



## Colours

	White RAL 9016
AVOLYS	●

## Ergonomics

AVOLYS satisfies the lighting and electrical distribution needs of normal care rooms. It can incorporate up to eight electrical accessories.

The wall-mounted lighting unit also impact resistance rating (IK08), providing maximum safety to patients and healthcare professionals working in a secure environment (nursing home, Alzheimer units, specialist hospitals, prisons, and psychiatric departments).



## CONTROLLED LIGHTING

The AVOLYS wall lamp can be equipped with LED source. The ALVOLYS wall lighting unit provides comfortable, high-quality lighting for patients and care teams.

### High-performance and controlled lighting

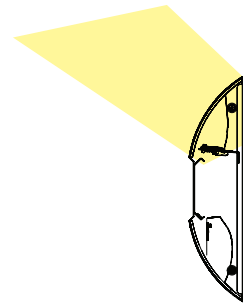
The high-performance reflectors in the general lighting and reading light units offer high efficiency and direct the light towards the middle of the room and onto the reading surface.

### Comfortable lighting:

General and reading lightings are less likely to dazzle the patient, medical personnel, or visitors, because the sources are not directly visible.

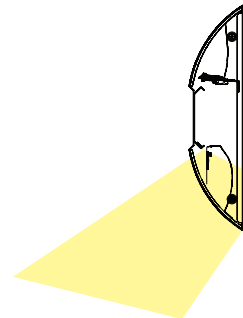
#### General lighting

- PMMA \* diffuser
- MIRO 20 SILVER® Aluminum reflector



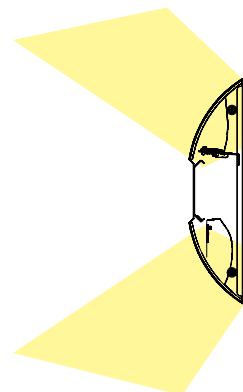
#### Reading lighting

- PMMA diffuser
- MIRO 20 SILVER® Aluminum reflector



#### Caring lighting

Caring lighting combines direct (reading) and indirect (general) lighting.

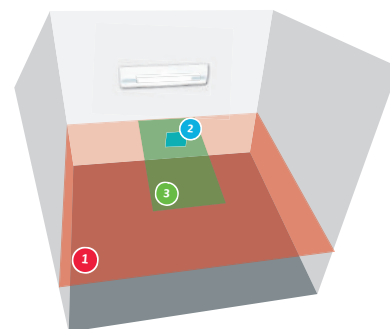


\* PMMA: Polymethyl methacrylate

# EFFICIENT LIGHTING

## Lighting study

- Standard room
- Dimensions of the room: 3 m x 3 m, ceiling clearance 2.5 m
- Reflection coefficients: ceiling 7, walls 5, and floor 3
- Coefficient of depreciation 0.83



	<b>General lighting</b> Virtual general lighting plane of a surface equal to the one of the room, located 0.85 m above the floor (3 m x 3 m for a single room).	<b>Reading lighting</b> Virtual reading plane 0.3 m x 0.3 m inclined at 75° located 1.1 m from the floor and 1 m from the wall where the light fitting is mounted.	<b>Caring lighting</b> Virtual examination plane 2 m x 0.9 m located 0.85 m from the floor, centred in width and 0.1 m from the wall.
LED	<b>2 Ft module</b> 	<b>1 Ft module</b> 	<b>General and reading lighting combined</b> 
Consumption	25,9 W	10,2 W	36,1 W
Average lighting	78 lx	378 lx	305 lx

## Lighting power

Lighting	Modules power	Types of sources	Colour temperature	Luminous Flux <sup>(1)</sup>	Consumption	System Efficiency	Driver(s)	Efficiency energy class
General lighting	22,1 W (2 Ft)	LED	3000 K	3771 lm	25,9 W	145,6 lm/W	Fixed / DALI	A↑G C
Reading lighting	8,4 W (1 Ft)	LED	3000 K	1481 lm	10,2 W	145,1 lm/W	Fixed / DALI	A↑G C
Night light	1 x 3,1 W	LED	3000 K	335 lm	4,9 W	68,1 lm/W	Fixed	A↑G F

<sup>(1)</sup> All the luminous flux indicated in the brochure are based on the flux of the LED modules also known as system flux.

Luminaire output flux = (Module flux) x (optical efficiency), the optical efficiency of the luminaire is indicated in the Eulumdat file (LDT line 23) available for download on our website or on request.



## Norms & certifications

- Low Voltage Directive (LVD) 2014/35/UE
- Directive 2014/30/UE : Electromagnetic Compatibility (EMC)
- EN 60598: Luminaires - Part 1: General requirements and tests - Part 2-25: Luminaires for use in clinical areas of hospitals and health care buildings
- European rules for caring centers lighting

Bed head units, Wall lighting units, Ceiling pendants, Suspended Beams & Columns,  
Special care bed head units, Sealed lightings, Medical gas monitoring & Biomedical Accessories



\* Energy Efficiency Index - All specifications here in are provided for information purposes only and may be modified by TLV without notice. (M) - Update(LJ/MM/AA) : 22/02/2023