



+ Ergonomics

SIMPLE-CARE lets you mount several accessories for the connection and attachment of all biomedical accessories and devices

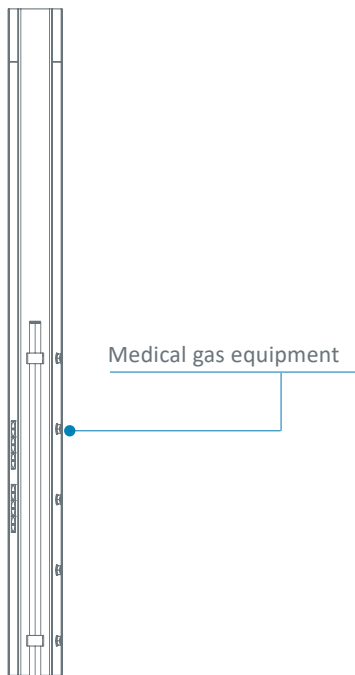
+ Custom lighting

According to your preferences, the vertical bed head unit can be combined with a wall lighting unit from the TLV range, providing an efficient lighting solution that is comfortable for patients and care staff.

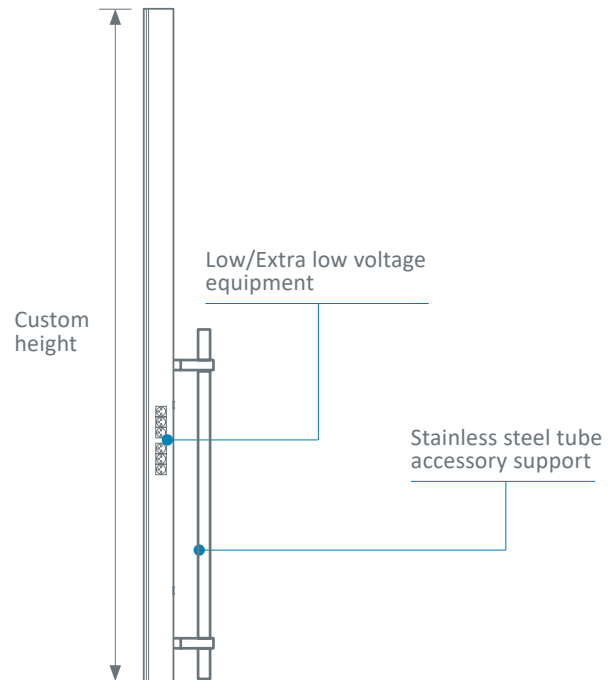


TECHNICAL FEATURES

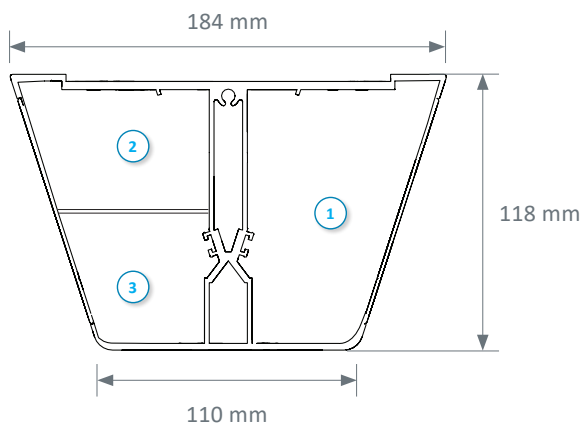
Front view



Side view



Cross-section



- ① Medical gas compartment
- ② Low voltage compartment
- ③ Extra low voltage compartment

Colours

White
RAL 9016

SIMPLE-CARE

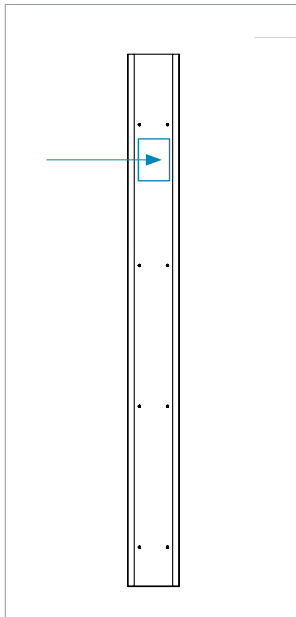


The SIMPLE CARE vertical bed head unit offers many possible options for integrating electrical and medical gas equipment.

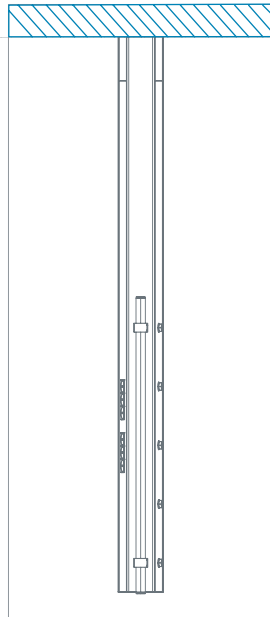
Power supply

SIMPLE CARE is designed to be fed:

From behind, via a cut-out at the back of the bed head unit

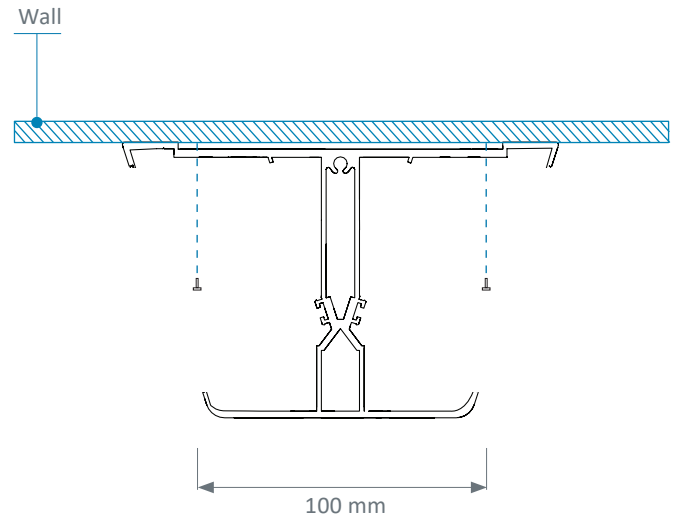


From the ceiling



Installation

The SIMPLE CARE is quick and easy to install thanks to its screw-mounting system via the back of the bed head unit.



Electrical equipment integration

The waterjet cutting of the SIMPLE CARE's cover enables exact and customized cutting. It can integrate all forms of outlet. Flush mounting of electrical equipment enables easier cleaning and disinfection of the product.



Integration of medical gas

For AFNOR gas outlets, ABS/PC medical gas casings are available with flap. For any other outlet standard (BS, DIN, etc.), there are no medical gas casings.



Equipment

The profile may be equipped, if necessary, with a stainless steel tube Ø38x1000mm accessory stand on the front panel, to mount biomedical accessories and/or tray(s)/drawer(s) units weighing up to 100 kg.

Lighting

Combined with a wall-mounted lighting unit from the TLV range, the SIMPLE-CARE vertical bed head unit provides a comfortable, Efficient lighting solution to contribute to the well-being of patients and healthcare professionals.

The vertical bed head unit can optionally be equipped with:

A FLEX-E LIGHT reading spotlight on flexible stem (anodised)



LED night light built into the bottom fitting.



Norms & certifications

- EN ISO 13485: Quality management systems
- CE Medical Devices Marking according to the (EU) Rules 2017/745
- EN ISO 11197: Medical supply units
- EN ISO 7396-1: Medical gas pipeline systems - Part 1

Ceiling pendants, Suspended Beams & Columns, Bed head units / trunkings,
Sealed ceiling lightings, Medical gases monitoring & Biomedical Accessories

