



### + Continuous lighting

The FLUIDYS offers the possibility of a continuous direct light, adding an aesthetic appreciation.

### + Design and ergonomics

The bed head unit can integrate an optional 300 mm long (minimum length) medical accessory mounting rail. This rail can be positioned at the top or bottom of the bed head unit.

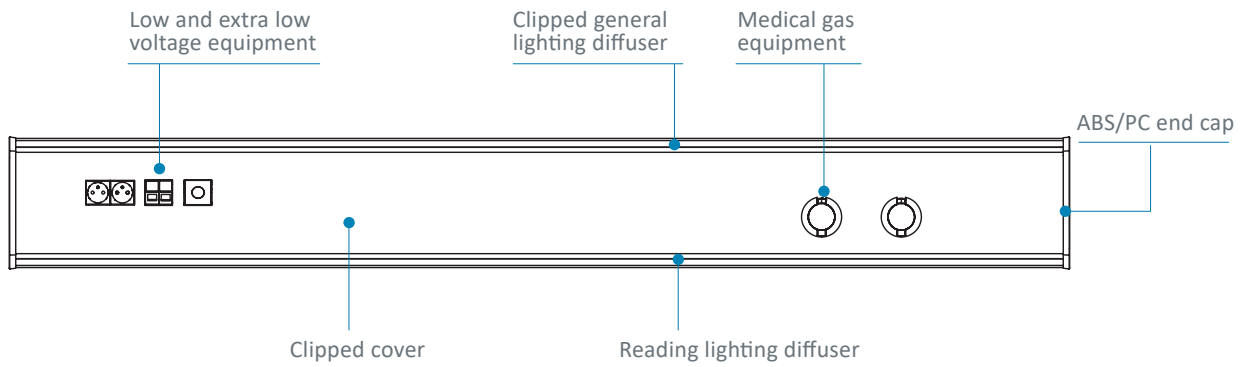
### + Medical gas casing

These easy-clean medical gas casings provide protection. They are securely fastened to the cover, for easy installation and maintenance.



## TECHNICAL FEATURES

### Front view

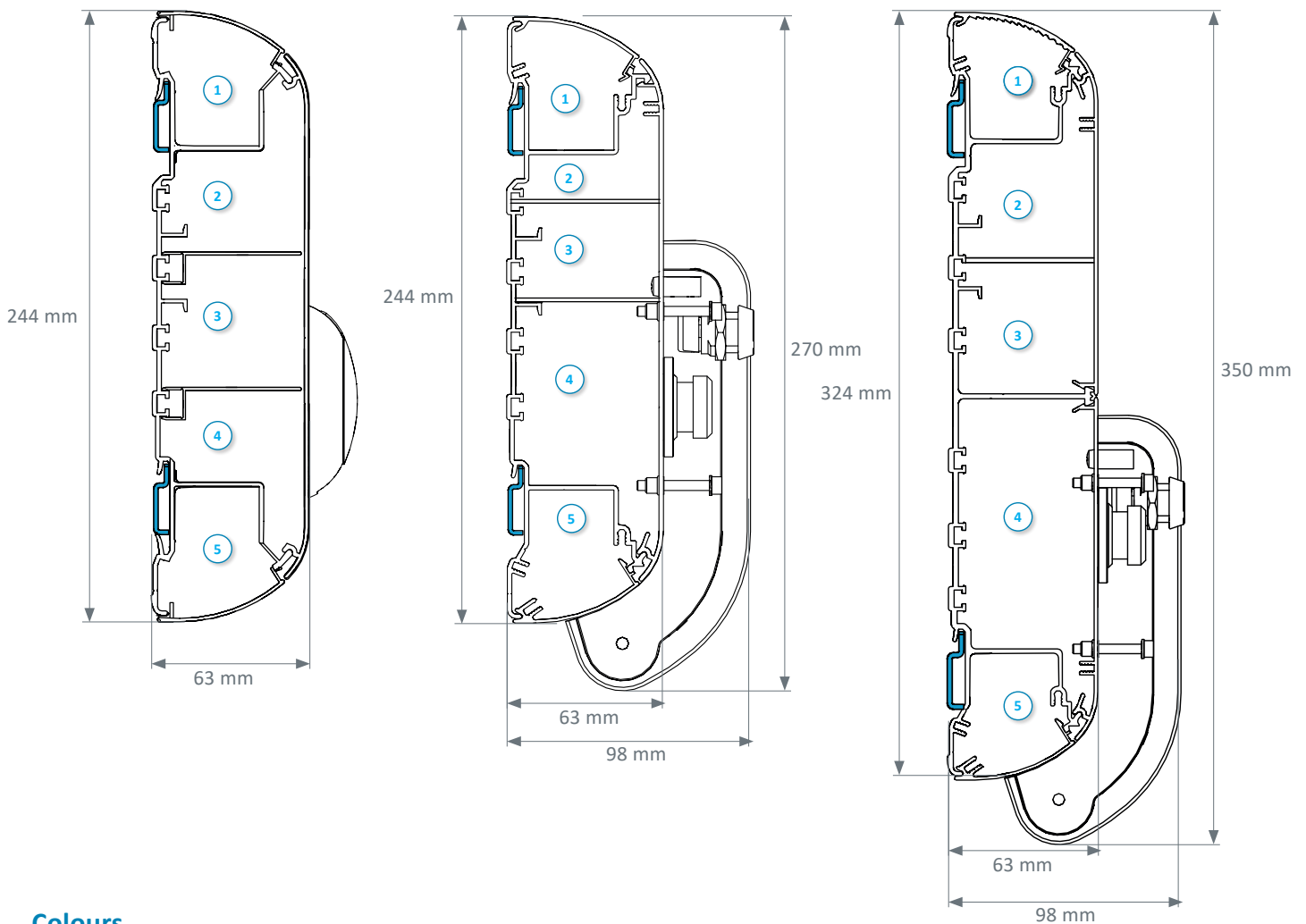


### Cross-section

#### Fluidys

#### Mono Secured Fluidys

#### Duo Secured Fluidys



### Colours

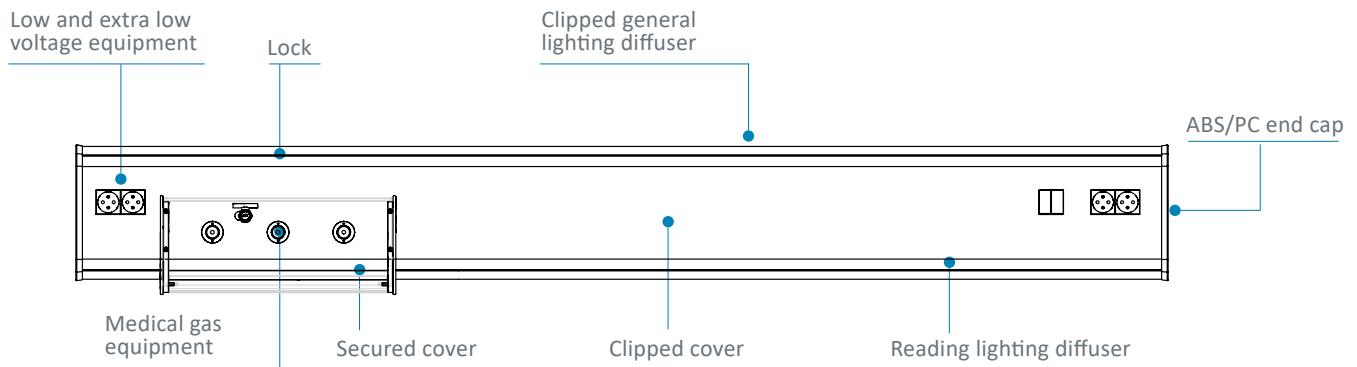
	White RAL 9016	Grey RAL 7040	Grey RAL 9006
Aluminum profile	●		●
Medical gas casing	●	●	
End caps	●	●	

- ① General and night light compartment
- ② Extra low voltage compartment
- ③ Low voltage compartment
- ④ Medical gas compartment
- ⑤ Reading lighting compartment

## SECURED FLUIDYS

The Fluidys bed head unit has a specific cover secured by key for medical gas. Made of PMMA (Polymethyl methacrylate), the transparent cover is resistant and can be adapted to environments which require a maximum security. It has a high impact resistance rating IK 07.

### Front view




The innovative design of the FLUIDYS has produced a stylish unit with clean lines, blending in perfectly with caring facilities. The bed head unit is easy to install and very ergonomic. The bed head unit has a monobloc cover, so that maintenance teams can easily clean and disinfect it.

### Power Supply

FLUIDYS is designed to be fed:

- From behind (A)
- From the ceiling, by a riser (B)
- From the side (C)

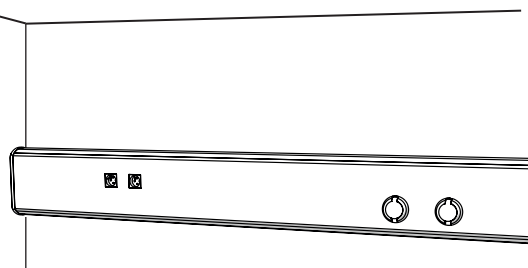
A



B

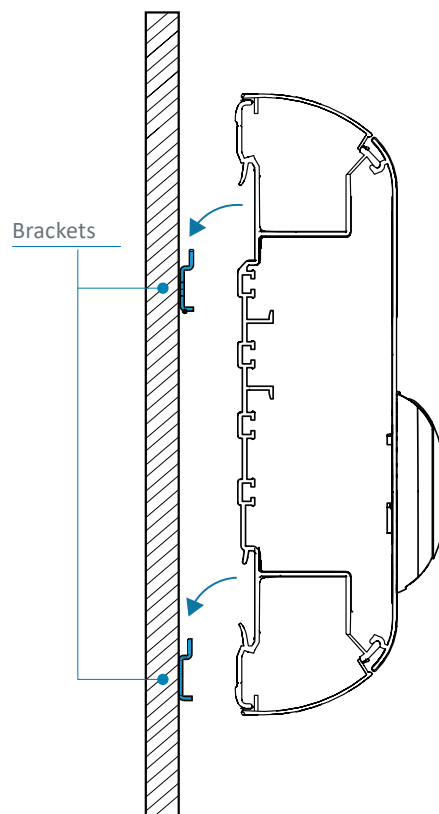


C



### Installation

The wall-mounting system and the simplicity of the locking system save a great deal of installation time.



### Electrical equipment integration

The waterjet cutting of the FLUIDYS cover enables exact and customized cutting. It can integrate all forms of outlets. Flush mounting of electrical equipment enables easier cleaning and disinfection of the product.



### Medical gas casing

For AFNOR gas outlets, ABS/PC medical gas casing are available with c over (A). For any other outlet standard, there are no medical gas casing (B).

A



B



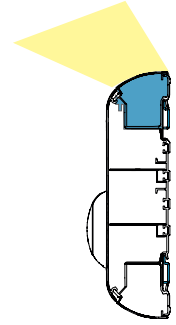
## TECHNICAL FEATURES

---

Its optical design allows perfect control of the lighting, favouring the well-being of care teams and patients.

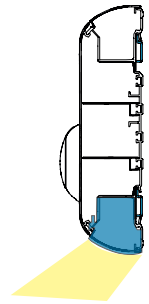
### General lighting

- Extruded polycarbonate diffuser
- MIRO 20 SILVER® aluminum reflector



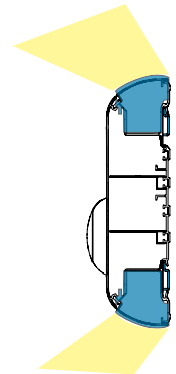
### Reading lighting

- Extruded polycarbonate diffuser
- MIRO 20 SILVER® aluminum reflector



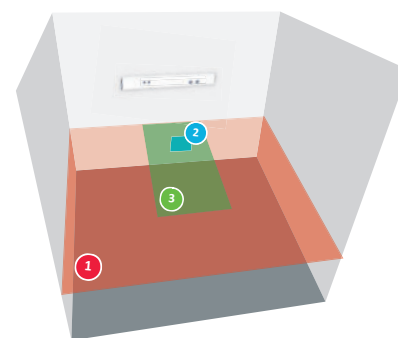
### Caring lighting

Caring lighting is a combination of direct (reading) lighting with indirect (general) lighting.



## Lighting study

- Standard room
- Dimensions of the room: 3 m x 3 m, ceiling clearance 2.5 m
- Reflection coefficients: ceiling 7, walls 5, and floor 3
- Coefficient of depreciation 0.83



LED	<b>General lighting</b> Virtual general lighting plane of a surface equal to the one of the room, located 0.85 m above the floor (3 m x 3 m for a single room).	<b>Reading lighting</b> Virtual reading plane 0.3 m x 0.3 m inclined at 75° located 1.1 m from the floor and 1 m from the wall where the unit is located.	<b>Caring lighting</b> Virtual examination plane 2 m x 0.9 m located 0.85 m from the floor, centred in width and 0.1 m from the wall.
	<b>4 Ft module</b> 	<b>2 Ft module</b> 	<b>General and reading lighting combined</b> 
Consumption	42,2 W	15,9 W	58,1 W
Average lighting	143 lx	322 lx	535 lx

## Lighting power

Lighting	Modules power	Types of sources	Color temperature	Luminous Flux <sup>(1)</sup>	Consumption	System Efficiency	Driver(s)
General lighting	35,9 W (4 Ft)	LED	3000 K 4000 K	5965 lm	42,2 W	141,4 lm/W	Fixed / DALI
	44,3 W (5 Ft)	LED	3000 K 4000 K	7390 lm	51,1 W	143,6 lm/W	Fixed / DALI
General lighting (Dynamic lighting)	47,2 W (4 Ft)	LED	2700 K to 6500 K	6200 lm	54 W	114,8 lm/W	DALI
Reading lighting	12,5 W (2Ft)	LED	3000 K 4000 K	2173 lm	15,9 W	136,6 lm/W	Fixed / DALI
Night light	1 x 3,1 W	LED	3000 K	335 lm	4,9 W	68,1 lm/W	Fixed

<sup>(1)</sup> All the luminous flux indicated in the brochure are based on the flux of the LED modules also known as system flux.

Luminaire output flux = (Module flux) x (optical efficiency), the optical efficiency of the luminaire is indicated in the Eulumdat file (LDT line 23) available for download on our website or on request.





## Dynamic Lighting



The FLUIDYS bed head unit is available with dynamic lighting.  
For more information, please read the dedicated brochure.

## Norms & certifications

- EN ISO 9001 and EN ISO 13485: Quality management systems
- CE Medical Devices Marking according to 93/42/EEC Directive
- EN ISO 11197: Medical supply units
- EN ISO 7396-1: Medical gas pipeline systems - Part 1
- European rules for caring centers lighting

Bed head units, Wall lighting units, Ceiling pendants, Suspended Beams & Columns,  
Special care bed head units, Sealed lightings, Medical gas monitoring & Biomedical Accessories

